

International Conference Center - Casino, Sinaia



4 DAYS

OCT 2ND - 5TH

SRO 24

XXIIND NATIONAL CONGRESS
WITH INTERNATIONAL ATTENDANCE



ROMANIAN SOCIETY OF OPHTHALMOLOGY

WWW.OFTALMOLOGIAROMANA.RO



—
PROTEJEAZĂ
VEDEREA



MacuShield® îmbunătățește sensibilitatea la contrast, oferind protecție împotriva unor afecțiuni retiniene, precum Degenerescenta Maculară legată de Vârstă sau Retinopatia Diabetică.

The **XXIIND** **NATIONAL CONGRESS**
of **OPHTHALMOLOGY**

with international participation

SINAIA

2nd – 5th OCTOBER, 2024

International Conference Center “Casino”
and
“Palace Hotel” Congress Center, Sinaia

ROMANIAN SOCIETY of OPHTHALMOLOGY

www.oftalmologiaromana.ro



SUMMARY

RSO COUNCIL.....	7
CONGRESS COMMITTEE	8
GENERAL INFORMATION'S	9
THE EXHIBITION SPACE	13
THE XXII nd NATIONAL CONGRESS OF RSO – SYNTHETIC PROGRAM.....	14
SHORT PRESENTATIONS – INVITED SPEAKERS	17
PROGRAM.....	29
WEDNESDAY, OCTOBER 2 nd , 2024	
THEATRE HALL – CASINO SINAIA	31
THURSDAY, OCTOBER 3 rd , 2024	
THEATRE HALL – CASINO SINAIA	34
FERDINAND HALL – CASINO SINAIA.....	42
GEORGHE ENESCU HALL – PALACE HOTEL.....	48
FRIDAY, OCTOBER 4 th , 2024	
THEATRE HALL – CASINO SINAIA	52
FERDINAND HALL – CASINO SINAIA.....	59
GEORGHE ENESCU HALL – PALACE HOTEL.....	62
SATURDAY, OCTOBER 5 th , 2024	
THEATRE HALL – CASINO SINAIA	65
SPONSORS AND PARTNERS OF THE CONGRESS	67



Dear colleagues, partners and friends,

As every year, it is my mission and pleasure to invite you to the XXIInd Edition of the National Congress of the Romanian Society of Ophthalmology, with international participation, Sinaia 2024, a landmark scientific event within our community.

We are trying to keep alive the tradition of the previous 21 congresses and bring to your attention topics from all fields of ophthalmology, from refraction, cornea, cataract, glaucoma, to the posterior pole, pediatric ophthalmology and strabology. Foreign guests will honor our invitation to hold lectures and presentations on attractive, current topics.

We hope that this year, as we have done every year, the program put together by the Scientific Committee of the Congress will live up to your expectations, bringing the latest updates in ophthalmology and stimulating interactive discussions.

In terms of optimizing communication flows and conditioning for an environment-friendly system, we have integrated the program for generating participation certificates in the site, so that we bring back to the knowledge of the esteemed participants the OBLIGATION to keep the identification received from the event secretariat in order to remedy any possible subsequent situations. We also remind you that the programs and information related to the event can be accessed both through the SCAN & SEE solution and by scanning the QR codes on all the marketing elements of the event.

The Romanian Society of Ophthalmology will always be a reliable partner and we want, through all our actions, to contribute successfully to what you undertake in your day-to-day activity.

We are happy to welcome you to Sinaia 2024!

My best regards,



Prof. **Florian Baltă**, MD, PhD, FEBO
President of the Romanian Society of Ophthalmology



RSO COUNCIL

President

Prof. Florian BALTĂ, MD

Vice-president

Prof. Călin P. TĂTARU, MD

Vice-president

Assoc. Prof. Marian BURCEA, MD

General Secretary

Daniela Felicia ŞELARU, MD

Treasurer

Ovidiu MUŞAT, MD

Chief Editor of RJO

Assoc. Prof. Mihail ZEMBA, MD

Council Members

Prof. Camelia Margareta BOGDĂNICI, MD

Prof. Daniel BRĂNIŞTEANU, MD

Prof. Alina Popa CHERECHEANU, MD

Andrei FILIP, MD

Assoc. Prof. Mircea Vasile FILIP, MD

Maria-Monica GAVRIŞ, MD

Alina GHEORGHE, MD

Prof. Karin HORVATH, MD

Prof. Mihnea MUNTEANU, MD

Prof. Simona NICOARĂ, MD

Prof. Cristina NICULA, MD

Assoc. Prof. Ruxandra PÎRVULESCU, MD

Prof. Vasile POTOP, MD

Assoc. Prof. Speranţa SCHMITZER, MD

Prof. Horia T. STANCA, MD

Prof. Adriana STĂNILĂ, MD

Cornel ŞTEFAN, MD

Associated Council members

Prof. Carmen MOCANU, MD

Prof. Sanda JURJA, MD

CONGRESS COMMITTEE

President of the Congress

Prof. Florian BALTĂ, MD

Scientific Committee

President

Daniela Felicia ŞELARU, MD

Members

Prof. Călin Petru TĂTARU, MD
Assoc. Prof. Marian BURCEA, MD
Ioana Teodora TOFOLEAN, MD
Cornel ŞTEFAN, MD

Exhibition Committee

President

Liliana PULBERE, MD

Members

Horaţiu MANOLE, MD
Camelia CONSTANTIN, MD

Administrative Committee

President

Assoc. Prof. Mihail ZEMBA, MD

Member

Ioan ŞTEFANIU, MD

Treasurer Department

President

Ovidiu MUŞAT, MD

Members

Gheorghe ANGHEL, MD
Cornel ŞTEFAN, MD

GENERAL INFORMATION'S

CONGRESS VENUE

**International Conference Center "Casino" and
"Palace Hotel" Congress Center, Sinaia**

REGISTRATION DESK PROGRAM

Registration desk program for the participants will be opened in the lobby of the **"Palace Hotel "Congress Center, Sinaia** as follows:

Tuesday, October 1 st , 2024	15:00 – 20:00
Wednesday, October 2 nd , 2024	07:30 - 20.00
Thursday, October 3 rd , 2024	07.30 - 19.00
Friday, October 4 th , 2024	07.30 - 19.00
Saturday, October 5 th , 2024	07.30 - 14.00

The organisers will provide the Congress bag only for participants registered until October 1st, 2024. Congress bag will only be distributed to on-site registrations, according to availabilities.

Participants MUST present, at the registration desk, **the SCAN & SEE unique personalized card**, received at the National Congress 2022/2023. **Only the new registered participants** will receive a Scan & See card upon registration, this year. Lost cards can be replaced, function to availability, with applied charges.

GUIDELINES

*The participants with presentations included in the program, are kindly requested to submit the electronic version of the presentation, to the **Scientific Committee, 48 hours before the scheduled time for each paper**, in order to respect the Congress timetable, at the email address tehnic@oftalmologiaromana.ro (for Cristian Mitran).

* Speaking time: 6-10 minutes for free papers
3 minutes for posters
10 minutes for video materials
15 - 30 minutes for lectures
60 - 90 minutes for courses or symposia

* The lectures will be presented on memory stick (**Windows/Office**).

* For file larger than **25 MB**, we recommend transfer by www.Wetransfer.

* Video material resolution min. 720 dpi.

* **The iconography will be presented in English.**

* The Office of **Scientific Committee** of the Congress, placed in the **„Palace Hotel" Sinaia** and **International Conference Center "Casino"** will be opened as follows:

Tuesday, October 1 st , 2024	15:00 – 20:00
Wednesday, October 2 nd , 2024	07.30 - 20.00
Thursday, October 3 rd , 2024	07.30 - 19.00
Friday, October 4 th , 2024	07.30 - 19.00
Saturday, October 5 th , 2024	07.30 - 14.00

GENERAL INFORMATION'S

OPENING CEREMONY

Is on Wednesday, **OCTOBER 2nd, 2024**, at **08.30** hours,
in the **International Conference Center "Casino", Theatre Hall**.

WELCOME COCKTAIL

Offered by the **organisers**, on Wednesday, **OCTOBER 2nd, 2024**,
in the evening, beginning at **20:00** hours, until **22:30** hours,
in the **"Palace Hotel" Congress Center, Sinaia**.

GALA DINNER

Offered by **organisers**, in the evening, Friday, **OCTOBER 4th, 2024**,
beginning at **21:00** hours, in the **"Palace Hotel" Congress Center, Sinaia**.

COFFEE BREAK

Offered by the **organisers** in the lobby of **International Conference Center "Casino"**.

on October 2 nd , between	14.00 - 14.30
on October 3 rd , between	11.00 - 11.30
on October 4 th , between	11.00 - 11.30

CLOSING CEREMONY AND AWARDS

Is on Saturday, **OCTOBER 5th, 2024**, at **15.00** hours,
in the **"Palace Casino" Congress Center, Theatre Hall**.

GENERAL INFORMATION'S

AWARDS

- On **Saturday, OCTOBER 5th, 2024, 15.00** hours, **SIFI Company** will award „**SIFI scholarships – XIXth edition**” for residents.

First Prize

- participation at the **ESCRS 2025 Congress, Copenhagen, Denmark**

Second Prize

Third Prize

- participation at the **XXIXth ESCRS Winter Meeting 2025, Athens, Greece**

Fourth Prize

Fifth Prize

- participation at the **XXIIIrd National Congress of RSO 2025, October 1-4, 2025 - Sinaia**

Sixth Prize

Special Prize “Cosmin Stănilă” – Visit to SiFi Factory in Catania, July 2025

- On **Saturday, OCTOBER 5th, 2024, 15.20** hours, **RSO** will offer **three scholarships** for residents.
- On **Saturday, OCTOBER 5th, 2024, 15.25** hours, **RSO** will award the winners of resident's session.
- On **Saturday, OCTOBER 5th, 2024, 15.30** hours, **Rodica Craiu, MD** will offer “**Andreea Craiu Ștefănescu award**” – *in memoriam* – to the best free paper presented by a resident.

CONGRESS LANGUAGES

English
Romanian

BADGES

- * organisers
- * speakers
- * participants
- * exhibitors
- * accompanying persons

Your personal badge is your entrance ticket to all sessions, exhibitions and cocktails.
Please wear it all the time during the Congress.



THE EXHIBITION SPACE



SYNTHETIC PROGRAMME


Date	Day 1 - Wednesday 02.10.2024	Day 2 - Thursday 03.10.2024		
Presentations	Big Hall of the "Casino" - International Conference Center Sinaia	Big Hall of the "Casino" - International Conference Center Sinaia	Ferdinand Hall of the "Casino" - International Conference Center Sinaia	George Enescu Hall of the "Palace Hotel", Sinaia
Hours				
8:00				
8:30				
9:00	08:30 - 09:00 OPENING CEREMONY	08:00 - 11:00	8:30 - 10:00 GLAUCOMA SESSION Free Papers	08:30 - 11:00 INTERACTIVE INSTRUCTIONAL COURSES
9:30		PEDIATRIC OPHTHALMOLOGY AND STRABISMUS SESSION		CHAIRMEN: Prof. Hussain Mahfooz, MD Viktor Stopyra, MD
10:00		basic courses and free papers	10:00 - 11:00 Skills transfer course for trainees/residents	
10:30	09:00 - 12:30		Prof. Harminder Dua, MD	
11:00	OPHTHALMOLOGY FOUNDATION			
11:30	Faculty Development Workshop	11:00 - 11:30 Coffee break	11:00 - 11:30 Coffee break	11:00 - 11:30 Coffee break
12:00		11:30 - 13:00		11:30 - 12:30 INTERACTIVE INSTRUCTIONAL COURSE
12:30		INTERACTIVE SYMPOSIUM powered by SPECTRA VISION Company	11:30 - 14:15	Fungal keratitis: diagnosis & treatment Prof. Hussain Mahfooz, MD
13:00	12:30 - 13:50 INTERACTIVE COURSE COMMON QUESTIONS IN FRONT OF A MYOPIC CHILD CHAIRMEN: Daniela Goicea, MD Assoc. Prof. Marian Burcea, MD	CHAIRMAN: Prof. H.T. Stanca, MD	UVEITIS & NEURO- OPHTHALMOLOGY Free Papers Session	
13:30		13:00 - 14:00 Noon Symposium Laboratoires THEA Moderator: Lucian Mandruta	CHAIRMAN: Prof. Radgone Amer, MD	12:30 - 14:00 Eyelid & Conjunctival Surgery CHAIRMAN: Assoc. Prof. Speranta Schmitzer, MD
14:00	13:40 - 13:50 Q/A Myopia Session			
14:30	14:00 - 14:30 BREAK	14:00 - 15:00 LUNCH BREAK		
15:00				
15:30	14:30 - 18:00	15:00 - 17:00 REFRACTIVE SURGERY & CORNEA SESSION - Free Papers	15:30 - 16:30 INTERACTIVE SYMPOSIUM organised by FARMATIN Company	15:00 - 17:00 RESIDENTS Free papers CONTEST organised by RSO
16:00	INTERNATIONAL ACADEMY OF RSO	CHAIRMAN: Prof. Harminder Dua, MD		
16:30	dedicated to OCULAR SURFACE & CORNEA		16:30 - 17:30 BAYER Symposium CHAIRMAN: Prof. Florian Balta, MD	
17:00	CHAIRMAN: Prof. Harminder Dua, MD (Nottingham, UK)	17:00 - 18:00 MagnaPharm Symposium		
17:30			17:30 - 19:00 Retina Session Part I Free Papers CHAIRMAN: Prof. Florian Balta, MD	
18:00				
18:30	18:00 - 19:00 Evening Symposium FIDIA CHAIRMAN: Prof. Florian Balta, MD	18:00 - 19:00 EVENING INTERACTIVE SYMPOSIUM, organised by INOCARE Company		
19:00				
19:30				
20:00				
20:30				
21:00	20:00 - 22:30 WELCOME COCKTAIL			
21:30				
22:00	"Palace Hotel" Congress Center Sinaia			
22:30				

Day 3 - Friday 04.10.2024			Day 4 - Saturday 05.10.2024		
Big Hall of the "Casino" - International Conference Center Sinaia	Ferdinand Hall of the "Casino" - International Conference Center Sinaia	George Enescu Hall of the "Palace Hotel", Sinaia	Big Hall of the "Casino" - International Conference Center Sinaia	Ferdinand Hall of the "Casino" - International Conference Center Sinaia	
08:00 - 09:30 Interactive Morning Symposium organised by NOVARTIS CHAIRMAN: Prof. Florian Balta, MD	08:00 - 09:30 Ultrasound and UBM Quantel Course by KEMBLIMED		08:00 - 11:00 "SIFI scholarship" for residents		
09:30 - 11:00 Cataract Session – Part I Free Papers CHAIRMAN: Prof. C. P. Tataru, MD	09:30 - 11:30 SIFI ACADEMY Cataract Surgical Pearl Debate CHAIRMAN: Laura Macovei, MD	08:30 - 11:00 Interactive course for Nurses & Nurses Contest organised by RSO & Ofiarma SIFI		09:00 - 11:00 Free Papers	
11:00 - 11:30 Coffee break		11:00 - 11:30 Break	11:00 - 11:30 Coffee break		
11:30 - 12:30 Interactive Symposium SANTEN	11:30 - 12:30 MEDISON PHARMA IMMUNOCORE Conference regarding Management of Uveal Melanoma	11:30 - 13:30 ALCON Youth Workshop	11:00 - 15:00 "SIFI scholarship" for residents		
12:30 - 13:00 Lectures Prof. Jorge ALIO, MD					
13:00 - 14:00 Interactive Noon Symposium by AMD Nobel CHAIRMAN: Assoc. Prof. Speranta Schmitzer, MD		12:30 - 14:00 LECTURES Prof. Francis Munier, MD Stephanie Lemaire, MD			
14:00 - 15:00 LUNCH BREAK					
15:00 - 16:00 Interactive Symposium ROCHE CHAIRMAN: Prof. H.T. Stanca, MD	15:00 - 19:00 Cataract Session Part II Free Papers CHAIRMAN: Prof. C.P. Tataru, MD	15:00 - 16:00 INTERACTIVE COURSE Management of ocular infections from the point of view of the infectious disease specialist Prof. Victoria Arama, MD	15:30 - 16:00 CLOSING CEREMONY		
16:00 - 18:00 Retina Session- Part II Free Papers CHAIRMAN: Prof. Florian Balta, MD					
18:00 - 19:00 Evening Sifimovation Symposium Ofiarma - SIFI CHAIRMAN: Prof. Rita Meneucuci, MD					
21:00 - 24:00 GALA DINNER "Palace Hotel" Congress Center Sinaia					



SHORT PRESENTATIONS
INVITED SPEAKERS





Prof. **JORGE LUCIANO ALIÓ Y SANZ**, MD

- Professor and Chairman of Ophthalmology at the University of Miguel Hernandez of Elche (Spain).
- Speciality in Ophthalmology, subspecialties Cornea and Ocular Surface. Cataracts and Refractive Surgery.
- Scientific Director - Vissum (Alicante. Spain).

EDUCATION

1976 - First class honours Degree in Medicine, Complutense University of Madrid,

1979 - Speciality in Ophthalmology, Autónoma University of Madrid

1980 - Speciality in Labour Medicine, Complutense University of Madrid.

1980 - Doctorate in Medicine, Complutense University of Madrid. First class honours "Cum Laude". Distinguished with two Doctoral Thesis Awards

CAREER POSTGRADUATE MEDICAL CAREER:

1977-1980

Internship (MIR), Department of Ophthalmology, Clínica de la Concepción, Fundación Jiménez Díaz. Autónoma University of Madrid.

1980-1982

Clinical Staff Specialist Doctor, "Miguel Servet" Hospital of Zaragoza.

1982-1986

Clinical Staff and Head of Section and of Vitreoretinal Surgery, University General Hospital of Salamanca.

1995-2004

Founder and Medical Director of the Instituto Oftalmológico de Alicante. Spain.

2004-2016

Founder of Vissum Corporation. Alicante. Spain.

1995-present

Founder of the Fundación Jorge Alió. Spain.

2007-present

Creator and founder the ophthalmology centre "Noaudhibou Mauritania Visión" (inaugurated in 2016). Mauritania.

2013-present

We have created permanent lines of medical and surgical cooperation and research between our centre and the Beverly Hills Clinic-Vissum Kuwait



Prof. **HARMINDER SINGH DUA**, MD, CBE, CMLJ, DL

MBBS, DO, DO(London), MS, MNAMS, FRCS(Edinburgh), FEBO, FRCOphth, FRCP(Edinburgh, Hon.), FCOptom.(Hon.), FRCOphth.(Hon.), FAICO (India, Hon.), MD, PhD, is Chair and Professor of Ophthalmology at the Queens Medical Centre, University of Nottingham since 1994, Consultant Ophthalmologist, Nottingham University Hospitals NHS Trust, Honorary Professor at Universita della Svizzera, Lugano, since 2010 and Honorary Professor at the Research Institute of Ophthalmology, Cairo Egypt.

He was made Commander of the most excellent order of the British Empire by Her Majesty Queen Elizabeth II in her 2019 Birthday Honours list and served a full term as the High Sheriff of Nottinghamshire (2021-22). He was also awarded the NHS Parliamentary Lifetime Achievement award for the Midlands, commissioned as a Deputy Lieutenant in the Lieutenancy of Nottinghamshire and awarded the high rank of Commander of Merit of the Military and Hospitaller order of Saint Lazarus of Jerusalem.

He was the Master of the Oxford Ophthalmological Congress (2019-2020), President of several international organisations namely, Royal College of Ophthalmologists UK (2011-14), of EuCornea (2011-13), of the European association for vision and eye research (EVER, 2008), and of the EVER Foundation (2010-14 and 2016-2020). He was Editor in chief of the BJO (2007-14) and EuCornea Journal (2015-22).

Among his over 150 awards and accolades are the Rotary Foundation Global Alumni Service to Humanity Award (2013), The Times Higher Education Award 2014 for 'Research project of the year' and the Melvin Jones Fellow (Award) Lions Clubs International Foundation for humanitarian work. He has been endowed with Honorary Fellowships of the Royal College of Ophthalmologists UK, the Royal College of Physicians of Edinburgh, the College of Optometrists UK, and the Collegium of the All-India Ophthalmological Society; the highest accolades conferred by the respective Colleges. One eponymous lecture, "The Dua Lecture" Birmingham, and a seminar room in the Nottingham post-graduate centre, "The Dua Room" are named in his honour.

He has supervised 55 PhD/MPhil students, has over 500 publications with over 30000 citations and an H-index of 83. His discovery of the pre-Descemet's layer (Dua's layer) in 2013, in the human cornea has had considerable impact on lamellar corneal surgery and corneal pathology.



Prof. **KHALED EL-RAKHAWY**, MD
Emeritus Professor of ophthalmology and vitreo retinal consultant,
Cairo University

- Graduation, residency and Ph.D thesis from Cairo University 1980- 1989.
- Retina Fellowship in Cairo University.
- Post- fellowship training with Dr. Relja Zivojnovic in Rotterdam and Antwerp.
- Main interest and expertise: Surgical retina.
- Professor of ophthalmology and vitreo-retinal surgeon, Cairo University 2000 - 2018.
- Chairman of the ophthalmology department, Cairo University, 2016-2018.
- Founder of the Egyptian Vitreoretinal Society 1998.
- Secretary General of the Egyptian Vitreoretinal Society 1998-2011.
- President of the Egyptian Vitreoretinal Society 2018-2020.
- Active participation in many international congresses in vitreous and retina surgery.
- Live surgeon in many national, European and international courses of vitreoretinal surgery.
- Several Publications in national and international journals on vitreoretinal surgery.
- Organizer and co-organizer of several international vitreoretinal conferences in Egypt and the middle east.
- Special interests in: vitreoretinal interface surgery, surgery for complicated retinal detachment, myopic macular holes, diabetic retinopathy, giant retinal tears, silicone oil and combined anterior and posterior segment surgeries.



Prof. **HELENA PRIOR FILIPI**, MD

Helena Prior Filipi is a Doctor in Medicine from the Faculty of Medicine of the University of Lisbon and an Ophthalmologist by the Instituto Dr. Gama Pinto and the Portuguese Medical Association. She practices as a Consultant of Ophthalmology at Hospital Egas Moniz, West Lisbon Hospitals Center, Portuguese (NHS). Her main field of interest in ophthalmology has been cornea and ocular surface and ultrasound examination.

After taking her master's degree in medical education (summa cum laude) from the Portuguese Catholic University in Lisbon, she became involved in Continuing Professional Development (CPD) with a particular interest in underserved communities, mentorship, curriculum development, and technology-enhanced learning.

She concluded the Association for Medical Education in Europe (AMEE) Essential Skills for Continuing Professional Development, the University of Toronto International Foundations Program in CPD, and the Leading and Influencing Change in CPD.

Helena received the Certified Professional in CPD (Healthcare) Credential (CPC(HC)) by the Leadership Team of the Coalition on Physician Learning and Practice Improvement of Canada.

She has been serving several supranational and global organizations in ophthalmology and in health professions education, has lectured in ophthalmology and in medical education around the world and has published in peer review scientific journals.

Helena is a Fellow of AMEE, a Fellow of the Society for Academic Continuing Medical Education (SACME), and a Fellow of the European Academy of Clinical Leadership.



Prof. **KARL GOLNIK**, MD

Professor at the Barrow Neuroscience Institute, Creighton University and the University of Arizona.

He has received the American Academy of Ophthalmology's Lifetime Achievement award, the North American Neuro-ophthalmology Society's Merit Award and more than 10 teaching awards throughout his career.

He has given more than 1000 invited neuro-ophthalmology and medical education lectures in more than 75 countries and has over 150 publications in these fields.

He is a member of the American Ophthalmological Society, the Academia Ophthalmologica Internationalis and he currently serves as a Board member and Chair for Education of the Ophthalmology Foundation.

He is also Past-President and current Secretary for International Relations of the International Joint Commission on Allied Health Personnel in Ophthalmology (IJCAHPO).



OLGA GOULIA, MD

Dr. Olga Goulia studied medicine at Aristotle University in Thessaloniki Greece and undertook her ophthalmic training at Hippokarteio Tertiary Hospital in Thessaloniki.

She developed further sub-specialist expertise in Low Vision after undertaking observer ship and fellowship program at McGill University and obtained the Levreta EU certification for professionals in vision rehabilitation.

Dr. Goulia is a Consultant and Head of the Department of Ophthalmology at Grebena General Hospital Greece. She specializes in Low Vision and Medical Retina. Her clinical and research interests include adult low vision holistic rehabilitation, quality of life of the visually impaired and Charles Bonnet Syndrome.

She has translated and validated the NEI_VFQ-25 in Greek language. In addition, she has been invited in numerous international congresses and has delivered lectures and courses on Low Vision and Rehabilitation.



Prof. **HUSSAIN MAHFOOZ**, MD, FRCS

Associate Dean & HOD Jinnah Medical College

- FRCS from Royal college of Edinburgh UK
- CCST training in Wessex rotation England UK
- Fellowship in cornea & anterior segment with Prof H S Dua Nottingham UK
- Fellowship in vitreo-retinal surgery Southampton UK
- Fellowship in Cataract and refractive surgery Liverpool UK
- Certificate in eye banking Michigan USA
- Certificate in health professional education Pakistan
- Assistant and then associate editor, Ophthalmology Update
- Chairman & HOD eye department postgraduate institute Lady Reading Hospital
- Founder secretary cornea association of Pakistan **(CAP)** 2015-19
- President cornea association of Pakistan **(CAP)** 2019-2022
- Director research ophthalmic research and education foundation **(OREF)** 2017-2022
- Secretary Ophthalmological association of Pakistan **(OSP)** 2015-17
- Secretary Ophthalmological association of Pakistan **(OSP)** Peshawar branch 2015-17
- Organizing secretary Khyber EyeCon 2015 and 2016

President positions:

- Associate Dean Jinnah Medical College, Peshawar, Pakistan
- Head of department Ophthalmology department, Jinnah Medical College
- Member board of Governors Hayatabad Medical complex

Secretary ophthalmic research and education foundation **(OREF)**



BLANCA MONSALVE CÓRDOVA, MD

I began my training in Ophthalmology at the Hospital General Universitario Gregorio Marañón in Madrid before continuing with two glaucoma fellowships at the Bristol Eye Hospital and at the Hitchingbroke and Moorfields Eye Hospitals in the UK.

I got a PhD degree at Universidad de Zaragoza, with a study looking into the relationship between functional and structural defects in glaucoma patients and, on 2019, I was awarded with the Peter Watson Medal, delivered to the candidate with the best overall score in the FEBOS – glaucoma exam.

I have collaborated with NGOs performing cataract surgery in Burkina Faso and Bolivia.

On 2020 I had the opportunity to work In Romania, at Ama Optimex clinic in Bucharest where I attended expat patients for a short period before the pandemia outbreak.

Now I am back in Spain working at IMO Madrid, an international reference center where I look after complicated glaucoma patients..



Prof. **FRANCIS L. MUNIER**, MD

SPECIALTY

- Ophthalmic Oncologist

Current Positions

- Professor, Head of Ocular Oncology, Pathology and Genetics Jules Gonin Eye Hospital

Biography

- Full professor in ophthalmology and head of Ocular Oncology and Rare Diseases at
- Jules-Gonin Eye Hospital.



WIKTOR STOPYRA, MD

Affiliation: MW- med Eye Centre, Cracow, Poland

Biography: Graduate of Collegium Medicum of the Jagiellonian University in Cracow.

Long time employee of the Fifth Clinical Military Hospital in Cracow (trainee, doctor, head of Ophthalmology Department). Expert of the District Court in Cracow in ophthalmology. Author of many books (i.e., „Ophthalmological certification”, Ophthalmological examination in occupational medicine”), articles and lectures (WOC, SOE, ESCRS, EVER, EUretina, ARVO, ASCRS, APAO) in the field of cataract surgery and ophthalmological certification. Member of Polish Ophthalmology Society, European Association for Vision and Eye Research, the Association for Research in Vision and Ophthalmology..

PROGRAM

**Lentilele MiYOSMART pentru soare,
o soluție eficientă și non-invazivă de
management al miopiei, ce protejează
împotriva luminii intense.**



HOYA
FOR THE VISIONARIES



www.hoyavision.com/ro

WEDNESDAY, OCTOBER 2ND, 2024

International Conference Center "Casino"

Theatre Hall

08:30 – 09:00 OPENING CEREMONY

09:00 – 12:30 OPHTHALMOLOGY FOUNDATION - Faculty Development Workshop - Improve teaching skills and ophthalmology residency training

CHAIRMAN: Prof. Karl Golnik, MD (San Francisco, USA)

CO-CHAIRMEN: Prof. Horia T. Stanca, MD (Bucharest, Romania)

Prof. Helena Prior Filipe, MD (Lisbon, Portugal)

09:00 Welcome & Introductions – Karl Golnik / Horia T. Stanca

09:15 What makes an excellent teacher? – Karl Golnik

09:30 Evidence Based Medicine – Helena Prior Filipe

09:45 Teaching in the Clinic – Karl Golnik

10:15 Surgical Teaching – Horia T. Stanca

10:45 Break

11:00 Teaching with Simulation – Helena Prior Filipe

11:15 Teaching Professionalism - Karl Golnik

11:35 Resident Assessment: The Essential Tools – Horia T. Stanca

11:55 Program Accreditation - Karl Golnik

12:15 Discussion

12:30 Adjourn

**12:30 – 13:50 INTERACTIVE COURSE
COMMON QUESTIONS IN FRONT OF A MYOPIC CHILD**

CHAIRMEN: Assoc. Prof. Marian Burcea, MD (Bucharest, Romania)

Daniela Goicea, MD (Bucharest, Romania)

Irina Ștefan, MD (Bucharest, Romania)

1. Can we really prevent/delay the onset of myopia?
2. Is it worth doing any myopia management at all?
3. Is atropine 0.01% still a valid choice?
4. Will the rebound cancel the effect of treatment?
5. Can I manage myopia without axial length monitoring?
6. Should the axial length influence my choice of therapy?
7. Do children with longer eyes evolve faster?
8. Should I use monotherapy or combined therapy?

13:40 – 13:50 Q/A Session - COMMON QUESTIONS IN FRONT OF A MYOPIC CHILD

14:00 – 14:30 BREAK

14:30 – 18:00 INTERNATIONAL ACADEMY OF RSO

Dedicated to **OCULAR SURFACE & CORNEA**

CHAIRMEN: Prof. Harminder Dua, MD (Nottingham, UK)
Prof. Hussain Mahfooze, MD (Peshawar, Pakistan)
Prof. Adriana Stănilă, MD (Sibiu, Romania)
Ozana Moraru, MD (Bucharest, Romania)
Alina Gheorghe, MD (Bucharest, Romania)

- 14:30 – 14:45 1. One colour corneal drawing system**
Hussain Mahfooz (Peshawar, Pakistan)
- 14:45 – 14:53 2. Conjunctival and limbal transplantation in sever ocular surface burn**
Georgiana Camburu, Niccolo Salgari, Massimo Busin (Forli, Italy)
- 14:53 – 15:01 3. The role of autologus limbal stem cell transplant in old, unilateral ocular chemical burns**
Alexandra Mureşan, C. Moraru, Ozana Moraru (Bucharest, Romania)
- 15:01 – 15:09 4. Soft therapeutic contact lenses in protections ocular surface in persistent corneal epithelial defect.**
Adriana Stănilă, D. M. Stănilă, Alina Stănilă (Sibiu, Romania)
- 15:09 – 15:24 5. Amniotic membrane contact lens**
Hussain Mahfooz (Peshawar, Pakistan)
- 15:24 – 15:36 6. Non penetrating keratoplasty: How to start DALK**
Hussain Mahfooz (Peshawar, Pakistan)
- 15:36 – 15:51 7. Deep anterior lamellar keratoplasty (DALK): Science behind the surgery**
Harminder Dua (Nottingham, UK)
- 15:51 – 15:59 8. Manual DALK – Techniques and pitfalls**
V. Dinu, Maria Ioana Calancea, Sabina Pleşea, M.V. Caltaru (Bucharest, Romania)
- 15:59 – 16:07 9. DALK in young patients for advanced keratoconic eye disease**
Alina Gheorghe, A.M. Arghirescu, A.G. Onofrei, A. Coleasa, D. Tiran, L. Dinu, V. Enache (Bucharest, Romania)
- 16:07 – 16:15 10. DALK in stromal corneal dystrophy**
L. Levai, Ala Seica, Larisa Holhoş, Ana Maria Pop (Satu Mare, Romania)
- 16:15 – 16:23 11. Regrafting DALK. The challenging surgical and medical management in a case with multiresistant fungal keratitis.**
Alina Gheorghe, A.M. Arghirescu, A.G. Onofrei, A. Coleasa, D. Tiran, L. Dinu, V. Enache (Bucharest, Romania)
- 16:23 – 16:38 12. Endothelial keratoplasty: Science behind the surgery**
Harminder Dua (Nottingham, UK)

16:38 – 16:46	13. Descemet membrane endothelial keratoplasty in cases with significant central corneal opacities and poor visualization Alina Gheorghe, A.M. Arghirescu, A.G. Onofrei, A. Coleasă, D. Tiran, L. Dinu, V. Enache (Bucharest, Romania)
16:46 – 16:54	14. Descemet's Membrane Endothelial Keratoplasty L. Levai, Adriana Chicu, Ioana Molnar (Satu Mare, Romania)
16:54 – 17:02	15. Complex DMEK cases V. Dinu, Maria Ioana Calancea, Sabina Pleșea, M.V. Caltaru (Bucharest, Romania)
17:02 – 17:10	16. Early and late postoperative results of posterior lamellar keratoplasty Mirabela Ciucă, Ozana Moraru, C. Moraru (Bucharest, Romania)
17:10 – 17:18	17. Penetrating corneal keratoplasty and advanced cataracts L. Levai, D. Arcs, Ana Maria Pop (Satu Mare, Romania)
17:18 – 17:26	18. Penetrating keratoplasty vs DSAEK in combined procedures following cataract surgeries with corneal decompensation – surgical technique, case presentation series P. Pintea, Ozana Moraru (Bucharest, Romania)
17:26 – 17:51	19. Paradigm shifts in our understanding of the pathogenesis of common corneal disorders Harinder Dua (Nottingham, UK)
17:51 – 18:00	Conclusions on papers 1 - 19
18:00 – 19:00	EVENING INTERACTIVE SYMPOSIUM, organised by FIDIA COMPANY - theme: " Innovative solutions in ophthalmology"
	CHAIRMAN: Prof. Florian Baltă, MD (Bucharest, Romania)
	PANELISTS: Mihai Ghiță, MD (Bucharest, Romania) Assoc. Prof. Ramona Ileana Barac, MD (Bucharest, Romania) Daniela Goicea, MD (Bucharest, Romania)
	Surgery - Vitreal S F. Baltă (Bucharest, Romania)
	Dropsept M. Ghiță (Bucharest, Romania)
	Glaucoma - Gangliofid Ramona Ileana Barac (Bucharest, Romania)
	Myopia - Myoops CM Daniela Goicea (Bucharest, Romania)
20:00 – 22:30	WELCOME COCKTAIL "Palace Hotel"Congress Center, Sinaia

THURSDAY, OCTOBER 3RD, 2024

International Conference Center "Casino"

Theatre Hall

08:00 – 11:00 PEDIATRIC OPHTHALMOLOGY AND STRABISMUS SESSION
basic courses and free papers

CHAIRMEN: Daniela Cioplean, MD (Bucharest, Romania)
Luminița Teodorescu, MD (Bucharest, Romania)
Andreea Ciubotaru, MD (Bucharest, Romania)

08.00 – 09:10

Part I - Prevention, diagnosis and early treatment in pediatric ophthalmology

1. Retinopathy of prematurity - general presentation

Elena-Cristina Nițulescu (Bucharest, Romania)

2. Congenital and infantile cataract - genetics, early diagnosis and treatment.

Andreea Ciubotaru (Bucharest, Romania)

3. How to avoid the late diagnosis of pediatric glaucoma - signs and risk factors

Valeria Coviltir (Bucharest, Romania)

4. Retinoblastoma - from diagnosis to treatment

Elena-Cristina Nițulescu (Bucharest, Romania)

5. The value of early diagnosis in diseases with poor visual prognosis

Georgiana Milea (Bucharest, Romania)

6. Eye allergies in children - early diagnosis and treatment

Irina Velcea (Bucharest, Romania)

7. Early diagnosis of pediatric palpebral anomalies-functional implications

Mihnea Vulpe (Bucharest, Romania)

09:10 – 09:20

Discussions

09:20 – 10:20

Part II - Prevention, diagnosis and early treatment in strabismus and amblyopia

1. The impact of optical correction in the development of the child's visual function: early, correct, particular situations.

Mihaela Dragomir (Bucharest, Romania)

2. Early detection and treatment of amblyopia - where are we in 2024?

Daniela Cioplean (Bucharest, Romania)

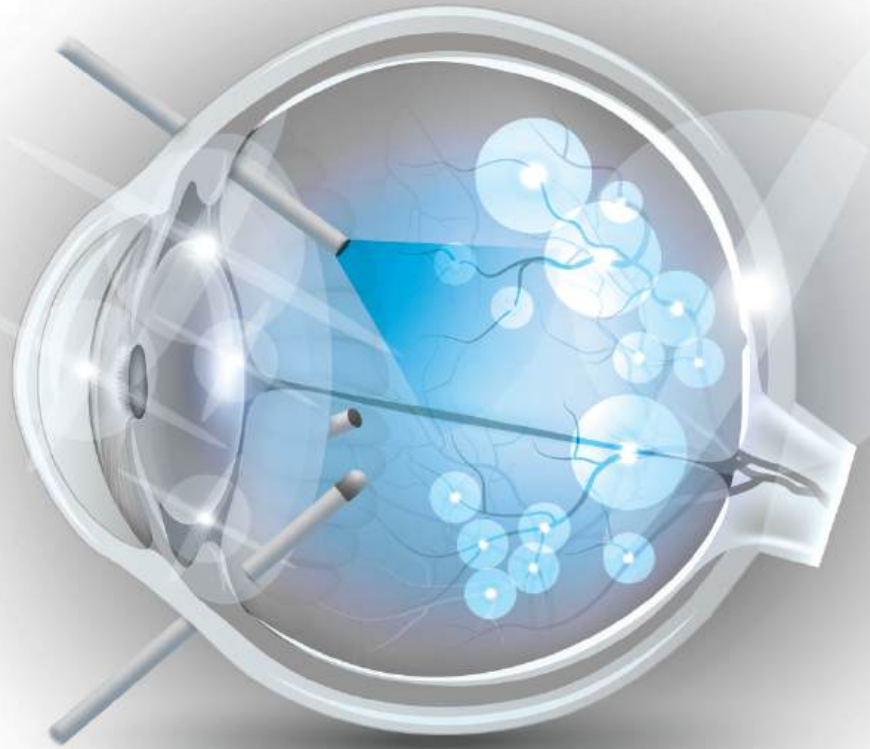
3. Esotropia with acute onset in a child - "just a strabismus" or an emergency?

Raluca Nițescu (Bucharest, Romania)

VITREALS®

Triamcinolone Acetonide 4,0% ophthalmic suspension

Pentru colorarea CORPULUI VITROS
în timpul **CHIRURGIEI VITREORETINIENE**



FĂRĂ
CONSERVANȚI

FLACON DE
2 ML.

Acesta este un dispozitiv medical.

DROPsept

SOLUȚIE OFTALMICĂ ADJUVANTĂ
PENTRU PROTECȚIA ȘI REPARAREA
EPITELIULUI CORNEAN ȘI CONJUNCTIVAL,
CU ACȚIUNE FLOGOLITICĂ



BACTERII
S. Aureus,
S. Epidermidis,
*E. Coli*¹

PARAZIȚI
Acanthamoeba
*Castelanii*¹

VIRUSURI
HAdV-2,
*HCoV-OC43*¹

FUNGI
C. Albicans,
*A. Niger*²



10 ml



Compatibil cu
lentilele de contact

Este indicat la adulți și copii.

Soluție oftalmică adjuvantă pentru protecția și repararea epitelului cornean și conjunctival, cu acțiune flogolitică. DROPsept este indicat în: profilaxia prechirurgicală, tratamentul infecțiilor: conjunctivale, corneene, organelor anexe (marginile pleoapelor, canale lacrimale, gene), tratamentul conjunctivitei, keratitei sau dacriocistitei.

Compoziție: Vitamina E TPGS, Fosfat de sodiu dibazic, Fosfat de sodiu monobazic, Clorură de sodiu, Digluconat de clorhexidină. Apă purificată.

1. Caruso C. et al., Comparative evaluation of antimicrobial, antiameobic and antiviral efficacy of ophthalmic formulations. *Microorganisms*. 2022

2. Caruso C. et al., A Novel Vitamin E TPGS-Based formulation enhances chlorhexidine bioavailability in corneal layers. *Pharmaceutics*. 2020

Acesta este un dispozitiv medical. Citiți cu atenție prospectul/informațiile de pe ambalaj.

4. Intermittent exotropia - the functional stake of an early and individualized treatment

Adina Grigorescu (Bucharest, Romania)

5. Congenital paresis of superior oblique muscle-early diagnosis and treatment

Luminița Teodorescu (Bucharest, Romania)

6. Essential checklist in the approach and management of adult acute diplopia

Oana Andrei (Bucharest, Romania)

10:20 – 10:30 Discussions

10:30 – 11:00 Free papers

10:30 – 10:36 "Strabismus is hard to understand, let's move on!" It's a myth

Patricia Niculescu (Bucharest Romania)

10:36 – 10:42 Sagging Eye Syndrome

Adina Grigorescu (Bucharest, Romania)

10:42 – 10:48 Proptosis in a child. Unsolved Case?

Corina Magdei, E. Porosencov, Eugenia Crivceanschi, Alexandra Știrbu, Mariana Turcan (Chisinau, Moldova)

10:48 – 10:54 Foveal Hypoplasia and Strabismus

Georgiana Milea, Daniela Cioplean (Bucharest, Romania)

10:54 – 11:00 Discussions

11:00 – 11:30 COFFEE BREAK

11:30 – 13:00 INTERACTIVE SYMPOSIUM

powered by SPECTRA VISION Company

- theme: *"How do we benefit from avant-garde technologies of the 21st century ophthalmology? The effects of different light intensities on eye pathologies."*

CHAIRMAN: Prof. Horia T. Stanca, MD (Bucharest, Romania)

**SPEAKERS: Prof. Giuseppe Giannaccare, MD (Italy)
Assoc. Prof. Ramona Barac, MD (Bucharest, Romania)
Sînziana Istrate, MD (Bucharest, Romania)**

1. Same light, different intensities: technical overview of new imaging and treatment equipments for anterior-posterior segments

H. T. Stanca (Bucharest, Romania)

2. MLT - Effective therapeutic solution in POAG?

Ramona Barac (Bucharest, Romania)

3. Laser approach In anterior segment surface infections and inflammations

Sinziana Istrate (Bucharest, Romania)

4. "Improving outcomes of modern cataract surgery by using Low-Level Laser Therapy (LLL) Pre- and Post- Operatively"

G. Giannaccare (Italy)

- 13:00 – 14:00 INTERACTIVE NOON SYMPOSIUM**
organised by **LABORATOIRES THEA Company**
- theme: „30 years of innovation and performance in ophthalmology”
MODERATOR: Lucian Mândruță
SPEAKERS: Prof. Mihnea Munteanu, MD (Timișoara, Romania)
Alina Cantemir, MD (Iași, Romania)
Prof. Horia T. Stanca, MD (Bucharest, Romania)
Prof. Călin Tătaru, MD (Bucharest, Romania)
Prof. Florian Baltă, MD (Bucharest, Romania)
J. F. Chibret, President of Laboratoires Thea (France)
- 14:00 – 15:00 LUNCH BREAK**
- 15:00 – 17:00 REFRACTIVE SURGERY & CORNEA SESSION - Free Papers**
- CHAIRMEN: Prof. Harminder Dua, MD (Nottingham, UK)**
Prof. Mihnea Munteanu, MD (Timisoara, Romania)
Assoc. Prof. M. V. Filip, MD (Bucharest, Romania)
Maria Monica Gavriș, MD (Cluj, Romania)
- 15:00 – 15:15 1. Corneal epithelial healing - relevance to corneal regeneration.**
Harminder Dua (*Nottingham, UK*)
- 15:15 – 15:23 2. The FLAAK technique – An alternative solution for patients with cosmetically or functionally impaired eyes**
M. Munteanu (Timisoara, Romania)
- 15:23 – 15:31 3. The importance of examination and treatment of ocular surface disease (OSD) before cataract surgery**
Carmen Dragne, M.V. Filip, G. Triantafyllidis, Irina Lutic (Bucharest, Romania)
- 15:31 – 15:39 4. Surgical management of cataract in a patient with multiple corneal interventions for myopic astigmatism**
Maria-Monica Gavriș, Roxana Suci, Roxana Dumitru, P. Borodi, Iulia-Maria Gavriș (Cluj-Napoca, Romania)
- 15:39 – 15:47 5. Fuchs Endothelial Dystrophy and Cataract**
Cristina Beșleagă, Adina Botezan, M. Milicescu (Bucharest, Romania)
- 15:47 – 15:55 6. Why PRESBYOND, a corneal solution for the treatment of presbyopia?**
A. Filip, Miruna Nicolae, Raluca Moiescu, M.V. Filip, R. Malciolu, E. Rotaru, Alexandra Let (Bucharest, Romania)
- 15:55 – 16:03 7. FLAP complication a long and arduous task**
Miruna Nicolae, A. Filip, M.V. Filip, Raluca Moiescu, E. Rotaru, R. Malciolu (Bucharest, Romania)
- 16:03 – 16:11 8. Opinions regarding the Presbyond technique**
M.V. Filip, Miruna Nicolae, A. M. Filip, Raluca Moiescu, Carmen Dragne, Irina Lutic, G. Triantafyllidis, R. Malciolu, Cristina Anghel-Timaru, Adina Spataru, E. Rotaru, Alexandra Let (Bucharest, Romania)
- 16:11 – 16:19 9. Experience with the newest presbyopia correcting, EDOF IOL**
R. Malciolu, M.V. Filip, A. Filip, Raluca Moiescu, Irina Lutic, Carmen Dragne, Cristina Anghel-Timaru, C. Staicu, Miruna Nicolae (Bucharest, Romania)

“Un film lacrimal stabil este atributul sănătății oculare”

RAPORTUL TFOS DEWS II - FILMUL LACRIMAL

Sindromul de ochi uscat este o boală multifactorială a lacrimilor și a suprafeței oculare care duce la simptome de disconfort, tulburări vizuale, instabilitatea filmului lacrimal, cu posibile deteriorări ale suprafeței oculare.

Este însoțit de o creștere a osmolarității filmului lacrimal și de inflamația suprafeței oculare.



OFFHEALTH



LENIVA BIO: Șervețele dezinfectante și emoliente pentru igiena oculară a întregii familii

INTRAVIT: Suport rațional în reducerea edemului retinian din diferite patologii

MIORET: Susține funcționarea ochiului miop la copii și adulți

OPTASECUR: Dezinfectant ocular și periocular care scade încărcătura microbiană

ACTYLID: Lipogel oftalmic conceput pentru cura completă a blefaritelor și blefaroconjunctivitelor

ODM5[®]

Soluție oftalmică

NOU

O asociere sinergică fără conservant a NaCl cu HA (acid hialuronic)
pentru reducerea edemului corneean

TRATAMENTUL SIMPTOMATIC
AL CONJUNCTIVITEI ALERGICE SEZONIÈRE

KETAZED[®]

ketotifen 0,25 mg/ml soluție oftalmică

NOU



King Size împotriva alergiei

- 16:19 – 16:27** **10. Combined procedures for visual rehabilitation of Keratoconus patients - case presentations**
Raluca Moiescu, A. Filip, Carmen Dragne, M.V. Filip, Irina Lutic, Miruna Nicolae, G. Triantafyllidis, R. Malciolu, Cristina Anghel-Timaru, Adina Spataru, E. Rotaru, Alexandra Let (Bucharest, Romania)
- 16:27 – 16:42** **11. Refractive surgery of keratoconus**
Jorge L. Alio (Alicante, Spain)
- 16:42 – 17:00** **Discussions on papers 1 – 11**
- 17:00 – 18:00** **INTERACTIVE SYMPOSIUM**
organised by **MAGNA PHARM Company**
- Theme I – The importance of the neuroprotection in the glaucoma**
 Assoc. Prof. Ruxandra Pîrvulescu (Bucharest, Romania)
- Theme II - "Citicolina – structural and functional neuroprotective role in glaucoma"**
 Assoc. Prof. Ramona Ileana Barac, MD (Bucharest, Romania)
- 18:00 – 19:00** **EVENING INTERACTIVE SYMPOSIUM,**
organised by **INOCARE Company**
- **theme: *"The future together with Inocare: Revolutionary ideas, products and implementations"***
- 1. "Iontophoresis: new frontier in AMD therapy"**
 Flavia Chiosi, MD (Naples, Italy)
- 2. TRIMIX - "The Brave Tailor or How to Solve 7 in One Shot!"**
 Sanziana Istrate, MD (Bucharest, Romania)
 Emil Ungureanu, MD (Bucharest, Romania)
 Ștefan Oprea, MD (Bucharest, Romania)
 Andreea Schmitzer, MD (Bucharest, Romania)
 Omar Hamid, MD
- 3. Demodex..... to be or not to be?**
 Anisia Iuliana Alexa, MD (Iasi, Romania)

THURSDAY, OCTOBER 3RD, 2024

International Conference Center "Casino"

Ferdinand Hall

08:30 – 10:00 GLAUCOMA Session

CHAIRMEN: Assoc Prof. Ramona Ileana Barac, MD (Bucharest, Romania)
Blanca Monsalve Cordova, MD (Madrid, Spain)
Mădălina Iliescu, MD (Bucharest, Romania)
Adrian Găvănescu, MD (Bucharest, Romania)

- 08:30 – 08:37 **1. Masquerade monocular Primary Congenital Glaucoma associated with Palpebral Hemangioma- care report**
Raluca Nițescu, Daniela Cioplean (Bucharest, Romania)
- 08:37 – 08:44 **2. The role of pattern ERG in the management of glaucoma patients**
Gabriela Denisa Căileanu (Piatra Neamț, Romania)
- 08:44 – 08:51 **3. MIMS (minimally invasive micro sclerotomy) made easier**
A. Găvănescu, A. Burloiu (Bucharest, Romania)
- 08:51 – 08:58 **4. Minimal invasive glaucoma surgery - effective in advanced glaucoma: case presentation**
Mădălina Iliescu, Ozana Moraru, C. Moraru (Bucharest, Romania)
- 08:58 – 09:05 **5. Gonioscopy-assisted transluminal trabeculotomy**
A. Găvănescu, A. Burloiu (Bucharest, Romania)
- 09:05 – 09:13 **6. Trabeculectomy versus express shunt implant - comparative study**
Ramona Ileana Barac, V. Harghel (Bucharest, Romania)
- 09:13 – 09:20 **7. Acute episode in closed angle glaucoma: to be or not to be?**
Lorena Cioracsim (Bucharest, Romania)
- 09:20 – 09:28 **8. Initial clinical experience with Ahmed valve in Romania: one-year patient follow-up and outcomes**
Ramona Ileana Barac, V. Harghel (Bucharest, Romania)
- 09:28 – 09:36 **9. Post-traumatic complex case with intumescent traumatic cataract, subluxated lens, uncontrolled glaucoma and recurrent macular edema – management and clinical results**
Mădălina Iliescu, Ozana Moraru, C. Moraru (Bucharest, Romania)
- 09:36 – 09:51 **10. Etiology and management of the hypertensive phase in glaucoma drainage-device surgery**
Blanca Monsalve Cordova (Madrid, Spain)
- 09:51 – 10:00 **Q/A Session**

- 10:00 – 11:00 SKILLS TRANSFER COURSE FOR TRAINEES / RESIDENTS**
Prof. Harminder Dua, MD (Nottingham, UK) - Interactive Courses
- 10:00 – 10:15 1. Corneal suturing skills: lacerations and grafts**
10:15 – 10:30 2. Corneal gluing: Hard (cyanoacrylate) and soft (fibrin).
10:30 – 10:45 3. In vivo confocal microscopy (IVCM): Clinico-pathological correlation
10:45 – 11:00 Q/A Session
- 11:00 – 11:30 COFFEE BREAK**
- 11:30 – 14:15 UVEITIS & NEURO-OPHTHALMOLOGY – Free Papers Session**
- CHAIRMEN: Prof. Radgonde Amer, MD (Jerusalem, Israel)**
Daniela Cioplean, MD (Bucharest, Romania)
Ioana Teodora Tofolean, MD (Bucharest, Romania)
Bogdana Tăbăcaru, MD (Bucharest, Romania)
Tamara Tiu, MD (Bucharest, Romania)
- 11:30 – 11:45 1. Ocular bartonellosis**
Radgonde Amer (Jerusalem, Israel)
- 11:45 – 12:00 2. Posterior scleritis**
Radgonde Amer (Jerusalem, Israel)
- 12:00 – 12:15 3. Paralysis of cranial nerves III, IV and VI**
Daniela Cioplean (Bucharest, Romania)
- 12:15 – 12:23 4. Signs and symptoms in pediatric neuro-ophthalmology**
Oana Andrei (Bucharest, Romania)
- 12:23 – 12:31 5. Leber's hereditary optic neuropathy - a challenging diagnosis**
Alexandra Moșu, Tamara Tiu, Ioana Teodora Tofolean, D. Buzoianu (Bucharest, Romania)
- 12:31 – 12:39 6. The diagnosis of optic neuropathies**
Tamara Tiu (Bucharest, Romania)
- 12:39 – 12:47 7. OCT and OCT-A changes in multiple sclerosis patients without history of optic neuritis**
M. Bostan, Jacqueline Chua, Cristina Tiu, Ruxandra Pirvulescu, L. Schmetterer, Alina Popa-Cherecheanu (Bucharest, Romania)
- 12:47 – 12:55 8. Welcome to the borderline - the role of the ophthalmologist in monitoring the patient with multiple sclerosis**
V. Tiu (Bucharest, Romania)
- 12:55 – 13:03 9. Challenges in differential diagnosis of papilledema - case report**
Ioana Gobej, Diana Voican, I. Gobej (Bucharest, Romania)
- 13:03 – 13:11 10. Endogenous endoftalmitis – case report no. 1**
Teona Nemțanu, A. Meticariu, F. Baltă, Andreea Croitoru, Ioana Teodora Tofolean (Bucharest, Romania)
- 13:11 – 13:19 11. Endogenous endoftalmitis – case report no. 2**
Ioana Teodora Tofolean, Teona Nemțanu, A. Meticariu, F. Baltă, Andreea Croitoru, (Bucharest, Romania)
- 13:19 – 13:27 12. Monkeypox-related ophthalmic disease. A rare case report**
Maria-Alexandra Malciolu-Nica, Cristiana Costescu, C. P. Popescu, S. Florescu, Cristiana Oprea (Bucharest, Romania)
- 13:27 – 13:35 13. Occlusive vasculitis after intravitreal injection with Brolucizumab**
R. Malciolu (Bucharest, Romania)

- 13:35 – 13:43** **14. What ophthalmological surprises can tuberculosis cause?**
Bogdana Tăbăcaru, Monica Mălăescu, Antonia Elena Ranetti,
Alina Simona Lazăr, Diana Dragomir, Alice Cîrciumaru, H.T.
Stanca (Bucharest, Romania)
- 13:43 – 13:51** **15. Serpiginous-like choroiditis**
Ioana Teodora Tofolean, Maria-Alexandra Malciolu-Nica
(Bucharest, Romania)
- 13:51 – 13:59** **16. Ocular manifestations of HIV infection**
Maria-Alexandra Malciolu-Nica, Cristiana Oprea (Bucharest,
Romania)
- 13:59 – 14:07** **17. Retinal or neurological pathology?**
Tamara Tiu, F. Baltă, Georgiana Milea, M. Ionescu (Bucharest,
Romania)
- 14:07 – 14:15** **Q/A Session**

14:15 – 15:30 **LUNCH BREAK**

15:30 – 16:30 **INTERACTIVE SYMPOSIUM**
organised by FARMATIN Company

- **theme – „Japanese technology in ophthalmology”**

CHAIRMEN: **Prof. Horia T. Stanca, MD (Bucharest, Romania)**
Dorin Nicula, MD (Cluj-Napoca, Romania)

- 1. Assessment of VIVINEX HOYA artificial crystals**
H. T. Stanca (Bucharest, Romania)
- 2. Japanese KONAN technology (inventor of specular microscopy and objective perimetry)**
D. Nicula (Cluj-Napoca, Romania)

16:30 – 17:30 **INTERACTIVE SYMPOSIUM**
organised by BAYER Company

- **theme: „Have we maximized patient outcomes or can we achieve more?”**

SPEAKERS: **Prof. Horia T. Stanca, MD (Bucharest, Romania)**
Prof. Mihnea Munteanu, MD (Timisoara, Romania)
Prof. Daniel C. Branisteanu, MD (Iasi, Romania)

- 1. Did we maximize the results for our patients?**
M. Munteanu (Timisoara, Romania)
- 2. Sustained disease control with aflibercept 8 mg in DMLVn: The PULSAR Study**
H. T. Stanca (Bucharest, Romania)
- 3. Sustained disease control with aflibercept 8 mg in EMD: PHOTON Study**
D. C. Brănișteanu (Iași, Romania)



High-Res, Wide-Field Scanning Specular Microscope



Key Features

- Spectacular high-resolution corneal endothelial imaging
- Scanning slit enables precise observation of the corneal endothelium
- Extra wide field (0.65mm × 0.48mm)
- Up to 60 minutes of video per eye can be recorded - still images can be retrieved from the video (both video & still images are automatically stored)
- Specific locations of the cornea can be observed.
- Peripheral / limbal area and DSAEK surface can be observed (not possible with non-contact specular microscopes)
- User-friendly, touch-screen user interface
- Floating 'feathertouch' cone maintains focusing distance
- A powerful new tool for cornea researchers and DSAEK surgeons

Introducing...



The screenshot displays the CELLCHEK software interface. On the left, a large window shows a high-resolution, wide-field image of a corneal endothelial cell. A scale bar indicates 100µm. The top right of the image shows a magnification of 0579µm. Below the image is a control panel with buttons for 'Auto Trace', 'Print', 'Search', and 'etc'. A small graph shows 'AREA X10' with a peak at 10. Below the graph are fields for 'AVE', 'HCR', 'MRH', 'MAX', 'HCR', and 'RD'. On the right side, there is a patient data form with fields for 'PAC#', 'ID', 'FIRST NAME', 'LAST NAME', 'DOB', 'SEX', 'OPERATOR', and 'NOTES'. Below the form is a table with columns for 'Date', 'ID', 'Name', 'Sex', 'DOB', 'Epn', 'Age', 'Para', and 'File'. The table contains several rows of data, including patient names like 'James Joyce' and 'John Doe'.

CÂȘTIGĂ MAI MULT DECÂT VEDERE

CÂȘTIGĂ LITERE

Câștiguri de vedere robuste¹⁻³

CÂȘTIGĂ TIMP

Câștiguri de vedere care
durează¹⁻³

CÂȘTIGĂ LIBERTATE

Extindeți cu încredere⁴

CÂȘTIGĂ INOVAȚIE

Proiectat pentru acțiune de
lungă durată⁴

CÂȘTIGĂ ÎNCREDERE

Rezultate din lumea reală în
care puteți avea încredere¹⁻³

**Aflați cum dvs și pacienții dvs puteți obține mai
mult decât câștiguri de vedere cu EYLEA®**

**Scanați codul QR pentru
a viziona videoclipul**



Referințe

1. Kaiser P, et al. *Ophthalmol Retina* 2017;1:304–313. 2. Lukic M, et al. *Eur J Ophthalmol* 2021;31:1940–1944. 3. Wykoff CC, et al. *Br J Ophthalmol* 2018;102:631–636. 4. EYLEA®40mg/ml (afilibercept soluție injectabilă) Rezumatul caracteristicilor produsului. Bayer AG. Septembrie 2023.

Pentru informații complete consultați Rezumatul Caracteristicilor Produsului, disponibil pe website-ul Agenției Europene a medicamentului <https://www.ema.europa.eu>. Acest medicament se eliberează pe bază de prescripție medicală restrictivă - PR. Informare Medicală - Pentru întrebări medicale despre Eylea®(afilibercept) vă rugăm să ne contactați la adresa: medical-info-ro@bayer.com. Acest material promoțional este destinat profesioniștilor din domeniul sănătății.

Bayer S.R.L. Șos. București - Ploiești nr. 1A, Bucharest Business Park, clădire B, etaj 1, sector 1, București, cod 013681, România, www.bayer.ro

PP-EYL-RO-0202-1

17:30 – 19:00 RETINA SESSION – PART I - Free Papers

CHAIRMEN: Prof. Florian Baltă, MD (Bucharest, Romania)
Prof. Cristina Nicula, MD (Cluj-Napoca, Romania)
Otilia Obadă, MD (Iasi, Romania)
Cristina Beșleagă, MD (Bucharest, Romania)

- 17:30 – 17:38** **1. Treatment with Raxone in Leber Optic Neuropathy - results after 1 year**
Cristina Nicula (Cluj Napoca, Romania)
- 17:38 – 17:46** **2. Electrophysiological response to Idebenone in Leber Hereditary Optic Neuropathy**
Andreea Tănăsie, Carmen Mocanu, Maria Mercuț, Andreea Nicolcescu, Alexandra Dan, A.S. Ștefănescu-Dima (Craiova, Romania)
- 17:46 – 17:54** **3. Optic nerve tortuosity in bilateral papilledema**
Otilia Obadă (Iasi, Romania), Iustina-Silvia Crețu-Silvestru (Piatra-Neamt, Romania)
- 17:54 – 18:02** **4. Unusual bilateral maculopathy with good vision. Case report**
Bianca-Mihaela Coșoveanu (Bucharest, Romania), Ana-Maria Alaiba (Bucharest, Romania)
- 18:02 – 18:10** **5. The Benefit of Anti-VEGF Treatment in Patients with Hereditary Thrombophilias**
M. Milicescu, Cristina Beșleagă, Adina Botezan (Bucharest, Romania)
- 18:10 – 18:18** **6. Retinitis pigmentosa 13 - genetic diagnosis and management**
Elena Avram (Bucharest, Romania)
- 18:18 – 18:26** **7. Stargardt disease (ABCA4 retinopathy) - genetic diagnosis and management**
Elena Avram, Alina Stamate (Bucharest, Romania)
- 18:26 – 18:34** **8. Choriorethinopathy in a 5-year-old patient with kif-11 mutation**
S. Șter (Satu Mare, Romania)
- 18:34 – 18:42** **9. Multimodal imaging evaluation and therapeutic approach in central serous chorioretinopathy**
Alina-Simona Lazăr, H.T. Stanca (Bucharest, Romania)
- 18:42 – 18:52** **10. Surgical approach in Von Hippel-Lindau disease (video)**
F. Baltă, G. Baltă, Sânziana Goga, D. Deleanu, Patricia Nicula, A. David, R. Boca, Naomi Faldvari, Ramona Ciurezu, Alexandra Mușat (Bucharest, Romania)
- 18:52 – 19:00** **Discussions on 1 – 10 free papers**

THURSDAY, OCTOBER 3RD, 2024

“Palace Hotel” Congress Center, Sinaia

“George Enescu” Hall

RESIDENTS DAY

08:30 – 11:00 INTERACTIVE INSTRUCTIONAL COURSES

CHAIRMEN: Prof. Hussain Mahfooz, MD (Pershawa, Pakistan)
Viktor Stopyra, MD (Krakow, Poland)
Olga Goulia, MD (Athens, Greece)

08:30 – 09:20 CORNEAL TOPOGRAPHY: MACHINES, BASICS, INTERPRETATION
H. Mahfooz (Pershawa, Pakistan)

09:20 – 09:30 Q/A Session

09:30 – 09:55 INTRAOCULAR LENS POWER CALCULATION AFTER CORNEAL SURGERY
V. Stopyra (Krakow, Poland)

09:55 – 10:00 Q/A Session

10:00 – 10:15 DO WE ALREADY KNOW EVERYTHING ABOUT INTRAOCULAR LENS POWER CALCULATION?
V. Stopyra (Krakow, Poland)

10:15 – 10:20 Q/A Session

**10:20 – 10:50 1. Referral to Low Vision Services for Glaucoma Patients
2. Adapting Your Exam for the Low Vision Patient**
Olga Goulia, MD (Athens, Greece)

10:50 – 11:00 Discussions

11:00 – 11:30 COFFEE BREAK

11:30 – 12:30 INTERACTIVE INSTRUCTIONAL COURSE
Fungal keratitis: diagnosis & treatment

Prof. Hussain Mahfooz, MD (Pershawa, Pakistan)

12:30 – 14:00 LACRIMAL SYSTEM, EYELID AND CONJUNCTIVAL SURGERY
Free Papers Session

CHAIRMEN: Assoc. Prof. Speranța Schmitzer, MD (Bucharest, Romania)
Mădălina Totir, MD (Bucharest, Romania)

12:30 – 12:50 1. Eyelid congenital anomalies
Speranța Schmitzer, Corina Butea-Simionescu, Andreea Schmitzer, (Bucharest, Romania)


Transitions®

Transitions®
Gen[•]S™

LENTILE
ULTRA
DINAMICE



Rama Ray-Ban®, lentile Transitions® Rubis.



SUPERPUTERI PENTRU OCHELARII TĂI
SUPER FLUIDITATE ÎN VIAȚA DE ZI CU ZI

Transitions® și logo Transitions® sunt mărci înregistrate ale Transitions Optical, Inc. utilizate sub licență de Transitions Optical Ltd. GEN S™ este marcă înregistrată Transitions Optical Ltd. ©2024 Transitions Optical Ltd. Performanța fotocromică este influențată de temperatură, expunerea la UV și materialul din care sunt fabricate lentilele.



FIELDNavigator

Perimetru bazat pe urmărirea privirii

- **Portabil**
- **Compact**
- **Flux operațional eficient**
- **Fără rezultate fals pozitive**
- **Experiența pacientului este intuitivă și confortabilă**

- 12:50 – 13:00** **2. Eyelid lacerations – pearls and pitfalls**
Ioana Claudia Popteanu (Bucharest, Romania)
- 13:00 – 13:10** **3. Small eyelid tumors – the good, the bad, the ugly?**
Mădălina Totir, Mariana Costache, Alina Popa Cherecheanu (Bucharest, Romania)
- 13:10 – 13:20** **4. Reconstruction of the upper eyelid with free grafts in a patient after excision of basal cell carcinoma**
M. Vulpe (Bucharest, Romania), D. Georgescu (Miami, USA)
- 13:20 – 13:35** **5. Lacrimal System and sinonasal recurrence of conjunctival melanoma**
Stephanie Lemaitre (Laussane, Switzerland)
- 13:35 – 13:45** **6. POSTER - Pterygium surgery with conjunctival autograft transplantation**
A. G. Gale, E. Tóth-Molnár (Szeged, Hungary)
- 13:45 – 14:00** **Discussion**

14:00 – 15:00 **LUNCH BREAK**

15:00 – 17:00 **RESIDENTS - free papers CONTEST, organised by RSO**

- 1. Unilateral exophthalmos – an etiological surprise**
Nicoleta Vlas (Ophthalmology Clinic, CF Hospital, Iași, Romania)
- 2. Late recurrence of posterior uveal melanoma**
Rebeca Antonescu (Ophthalmology Clinic, CF Hospital, Iasi, Romania)
- 3. Comparative analysis of retinal structural and angiographic parameters in diabetic patients, Alzheimer’s disease patients and health controls: an oct-based study**
Paul-Gabriel Borodi (Emergency Military Clinical Hospital „Dr. Constantin Papilian” Cluj-Napoca, Romania)
- 4. Recurrent anterior uveitis: who is to blame?**
Crenguța Băcăoanu (Ophthalmology Clinic, CF Hospital, Iasi, Romania)
- 5. Choroidal neovascularization secondary to angioid streaks in a patient with pseudoxanthoma elasticum: case presentation**
David Ionuț Beuran (The Central Military Emergency University Hospital "Dr. Carol Davila", Bucharest)
- 6. OCT characteristics in macular telangiectasia type 2**
Ioana Ruxandra Boca (The Central Military Emergency University Hospital "Dr. Carol Davila", Bucharest)
- 7. Retinal pigment epithelium detachment - developmental and therapeutic particularities**
Sabina Țurcaș (Ophthalmology Clinic, CF Hospital, Iasi, Romania)
- 8. Juxtabulbar optic neuropathy or optic perineuritis?**
Ana-Izabela Sîriac (Ophthalmology Clinic, CF Hospital, Iasi, Romania)
- 9. Is there still room for intravitreal injection?**
Daniela Creangă (Ophthalmology Clinic, CF Hospital, Iasi, Romania)
- 10. 8 years follow up in a case of adult onset vitelliform macular dystrophy**
Miruna Lazăr (The Central Military Emergency University Hospital "Dr. Carol Davila", Bucharest)

FRIDAY, OCTOBER 4TH, 2024

International Conference Center "Casino"

Theatre Hall

08:00 – 09:30 **INTERACTIVE MORNING SYMPOSIUM,**
organised by **NOVARTIS Company**

- **theme: "Revolutionizing Ophthalmic Care: Gene Therapy, Neuro-Ophthalmology, and Macular Disease"**

CHAIRMAN: Prof. Florian Baltă, MD (Bucharest Romania)

1. Gene Therapy

"Principles and challenges of genic retinal therapy"

Prof. Daniel C. Brănișteanu, MD (Iasi, Romania)

"Clinical experience (RWE) and surgical aspects of treatment with genic retinal therapy"

Andrei Merticariu, MD (Bucharest, Romania)

2. Neuro-Ophthalmology

"Optic neuritis and multiple sclerosis: ophthalmologist and neurologist's perspective" – 30 min

Prof. Alina Popa-Cherecheanu, MD (Bucharest, Romania)

Vlad Tiu, MD (Bucharest, Romania)

3. Macular Disease

"Breakthrough in improving neovascular Age-Related Macular Degeneration"

Anton Nicoleta, MD (Iasi, Romania)

09:30 – 11:00 **CATARACT SESSION – PART I – FREE PAPERS**

CHAIRMEN: Prof. Călin P. Tătaru, MD (Bucharest, Romania)
Prof. Harminder Dua, MD (Nottingham, UK)
Prof. Hussain Mahfooz, MD (Peshawar, Pakistan)
Monica-Maria Gavriș, MD (Cluj-Napoca, Romania)

09:30 – 09:50

1. Cataract surgery and Corneal pathology

Harminder Dua (Nottingham, UK)

09:50 – 10:05

2. Congenital cataract – Tips & Tricks

C.P. Tătaru, Cătălina Ioana Tătaru, P.F. Curcă, Rahma Lahmar, Cristina Cojanu (Bucharest, Romania)

10:05 – 10:12

3. Functional results after early operated congenital cataract

Oana Andrei (Ploiesti, Romania)

10:12 – 10:19

4. Microphthalmos, a surgical challenge

Z. Madaraș, A. Ferencz, J. Szatmári, Z. Dóczi, O. Cuc Dogaru, A. Barabási, H. Chis, E. Tatar, A. Cocisiu (Târgu Mureș, Romania)

10:19 – 10:26

5. Precautions and satisfactions – short eye, white cataract

Bogdana Tăbăcaru, Monica Mălăescu, Antonia Elena Ranetti, Alina, Simona Lazăr, Diana Dragomir, Alice Cîrciumaru, H.T. Stanca (Bucharest, Romania)

Sprijinim continuu performanța medicală în România



Educație, Tehnologie, Performanță

Romger sprijină procesul de educare și instruire al medicilor oftalmologi. Vă punem la dispoziție platformele de studiu ale partenerilor noștri, lideri în domeniul oftalmologiei.



Pregătește calea pentru ameliorarea pe termen lung
pentru pacienții tăi cu sindrom de ochi uscat^{1,2}

Începe de azi să folosești Ikervis

- ✓ Controlul inflamator susținut și ameliorarea simptomelor la o utilizare continuă^{1-3,5}
- ✓ Îmbunătățirea semnificativă a suprafeței oculare și prevenirea recidivelor^{1,12}
- ✓ O formulă bine tolerată, administrată o dată pe zi, cu un profil de siguranță favorabil^{2,3,11,13}

Dacă lacrimile artificiale nu sunt
suficiente și vă gândiți la steroizi,
este timpul să luați în considerare
Ikervis⁴



Bibliografie

1. Geerling G, et al. *Ophthalmol Ther* 2022;11:1101-17; 2. Pisella PJ, et al. *Clin Ophthalmol* 2018;12:289-99; 3. Ikervis[®] (ciclosporin). Summary of Product Characteristics. Santen. Last updated February 2023; 4. Messmer EM, et al. *Eur J Ophthalmol* 2023;33:1294-307; 5. Jones L, et al. *Ocul Surf* 2017;15:575-628; 6. Morthen MK, et al. *Ocul Surf* 2021;21:107-17; 7. Hossain P, et al. *BMJ Open* 2021;11:e039209; 8. Santen Dry Eye Impact Survey, July 2020. NP-No product-EMA-0075; 9. de Oliveira RC, Wilson SE. *Clin Ophthalmol* 2019;13:1115-22; 10. Pleyer U, et al. *Klin Monbl Augenheilkd* 2020;237:655-68; 11. Hoy SM. *Drugs* 2017;77:1909-16; 12. Labetoulle M, et al. *Clin Ther* 2018;40:1894-906; 13. Leonardi A, et al. *Eur J Ophthalmol* 2016;26:287-96.

- 10:26 – 10:38** **6. Small pupil management**
H. Mahfooz (Peshawar, Pakistan)
- 10:38 – 10:53** **7. The unexpected in anterior pol surgery**
C.P. Tătaru, Cătălina Ioana Tătaru, Anca Dogaroiu, P.F. Curcă, G. Sima, Carmen Ecaterina Chiriță (Bucharest, Romania)
- 10:53 – 11:00** **Discussions on papers 1 - 7**
- 11:00 – 11:30** **COFFEE BREAK**
- 11:30 – 12:30** **INTERACTIVE SYMPOSIUM,**
organised by SANTEN Company
- **theme: „Severe Keratitis - fight against inflammation for long term improvement”**
- SPEAKER: Anisia Iuliana Alexa, MD (Iași, Romania)**
- 12:30 – 13:00** **CORNEAL REGENERATION: A CHANGE IN THE PARADIGM OF THE TREATMENT OF CORNEAL BLINDNESS - LECTURE**
Jorge L. Alio, MD (Alicante,, Spain)
- 13:00 – 14:00** **INTERACTIVE LUNCH SYMPOSIUM**
organised by AMD NOBEL PHARMACEUTICAL
- **theme: „A Contemporary Conundrum: Tears or Tear?”**
- CHAIRMAN: Assoc. Prof. Speranța Schmitzer, MD (Bucharest, Romania)**
- 14:00 – 15:00** **LUNCH BREAK (BOX), ofered by AMD NOBEL PHARMACEUTICAL**
- 15:00 – 16:00** **INTERACTIVE SYMPOSIUM**
organised by ROCHE Company
- **theme: „Discover change with VABYSMO”**
- CHAIRMAN: Prof. H. T. Stanca, MD (Bucharest, Romania)**
SPEAKERS: Prof. Horia T. Stanca, MD (Bucharest, Romania)
Prof. Daniel C. Brănișteanu, MD (Iași, Romania)
Lukan Mishev, MD (Bulgaria)
- 16:00 – 18:00** **RETINA SESSION – PART II – FREE PAPERS**
- CHAIRMEN: Prof. Florian Baltă, MD (Bucharest, Romania)**
Prof. Khaled El-Rakawy, MD (Cairo, Egypt)
Prof. Daniel C. Brănișteanu, MD (Iasi, Romania)
Prof. Hussain Mahfooz, MD (Peshawar, Pakistan)
- 16:00 – 16:12** **1. Predicting diabetic retinopathy**
H. Mahfooz (Peshawar, Pakistan)
- 16:12 – 16:20** **2. Bilateral proliferative diabetic retinopathy with vitreous haemorrhage**
A. Ștefănescu-Dima, Andreea Tănăsie, Cătălina Berneanu, Adelina Milotin, Carmen Mocanu (Craiova, Romania)

16:20 – 16:28	3. TPA in case of subretinal haemorrhage L. Levai, Dora Furman, Mădălina Gherman, S. M. Benslitane (Satu-Mare, Romania)
16:28 – 16:36	4. Vitreomacular traction syndrome – the importance of fellow eye monitoring D. C. Brănişteanu, Mădălina Zorilă-Timofte, Ioana Jolobceastă, Daniela Creangă (Iasi, Romania)
16:36 – 16:42	5. Persistent macular hole - surgical solutions R. Ochinciuc (Ploiesti, Romania)
16:42 – 16:50	6. Results of temporal flap of internal limiting membrane in large idiopathic macular holes C. Danielescu, Ş. Margine (Iasi, Romania)
16:50 – 17:00	7. Macular hole reopening – an unexpected event D. C. Brănişteanu, Ioana Jolobceastă, Mădălina Zorilă-Timofte, Daniela Creangă (Iasi, Romania)
17:00 – 17:08	8. Rhegmatogenous retinal detachment in a myopic patient with phakic ICL-complications and solutions R. Ochinciuc (Bacau, Romania)
17:08 – 17:16	9. Complicated cataract and recurrent retinal detachment: surgical solution Z. Madaraş, A. Ferencz, J. Szatmári, Z. Dóczy, O. Cuc Dogaru, A.Barabási, H. Chis, E. Tatar, A. Cocisiu (Tg.-Mureş, Romania)
17:16 – 17:26	10. Retinal detachment in the presence of dislocated intraocular lenses or subluxation of the natural lens – different surgical approaches, case series Ozana Moraru (Bucharest, Romania)
17:26 – 17:34	11. Anatomical and functional results after surgery for retinal detachment with multiple tears in zipper syndrome Ozana Moraru (Bucharest, Romania)
17:34 – 17:41	12. Ocular trauma - surgical management O. Muşat, B.I. Costache, A.E. Ghiţă., I.E. Ionescu, M. Mihai, I. Ionaş, A.M. Marinescu, C. Vrinceanu, Ioana Stella Popescu (Bucharest, Romania)
17:41 – 17:56	13. Outcome and Technique of Multilayer ILM Flap for Different Types of Macular Holes K. El-Rakawy (Cairo, Egypt)
17:56 – 18:00	Conclusions on papers 1 - 13
18:00 – 19:00	EVENING SIFINNOVATIONS SYMPOSIUM, organised by SIFI Company - theme: „Ultimate Vision: Mastering Sight With Wavefront Engineering and Innovative Ocular Surface Management” SPEAKERS: Prof. Rita Mencucci, MD (Florence, Italy) Ivan Gabric, MD (Zagreb, Croatia) Dana Preoteasa, MD (Craiova, Romania) Dorin Nicula, MD (Cluj-Napoca, Romania)
21:00 – 24:00	GALA DINNER - “Palace Hotel”Congress Center, Sinaia

DISTRIBUITOR EXCLUSIV


TowardPi



High definition B-scans

Retina Scan, 16mm length, 6mm depth

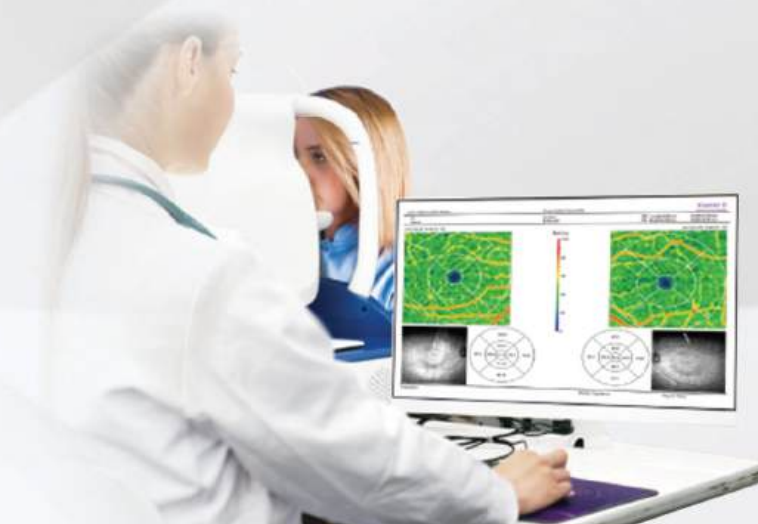
OCT Angiography

Posterior Analysis tools

Comprehensive reports

Full Range Anterior OCT

Glaucoma analysis



Premium IOL solutions for your patients



ELON



EDOF by ELON
Wavefront Linking
technology ^{1,2}

LIBERTY



Enhanced
Trifocal Performance ^{3,4}
Superior
Contrast Sensitivity ⁵⁻⁹

1st Q AddOn[®]



Precise.
Safe.
Reversible. ¹⁰⁻¹⁴

TOPIC NEW ARRIVAL

www.elon-iol.com

www.liertyiol.com

www.addoniol.com

FRIDAY, OCTOBER 4TH, 2024

International Conference Center "Casino"

Ferdinand Hall

08:00 – 09:30 INTERACTIVE INSTRUCTIONAL COURSE

Powered by KEMBLIMED Company

- Theme: „Ultrasound and UBM Quantel course"

SPEAKER: Prof. Biljana Kuzmanovic Elabjer, MD (Zagreb, Croatia)

09:30 – 11:30 SIFI ACADEMY – CATARACT SURGICAL PEARLS DEBATE

CHAIRMAN: Laura Macovei, MD (Bucharest, Romania)

1. Bilateral Traumatic Luxated Lens – Surgical Management and Carlevale Implantation

Liviu Bran, MD (Sibiu, Romania)

2. Modified Canabrava Technique – a video based case presentation

Laura Macovei, MD (Bucharest, Romania)

3. Mix and Match in Cataract Surgery

Cristina Mogoş, MD (Bucharest, Romania)

4. High Refractive Error after Multifocal IOL Implantation – Surgical Management

Oana Postolache (Bacău, Romania)

5. Major Ocular Contusive Trauma – Method for Madness

Sever Şter, MD (Satu-Mare, Bucharest)

6. Scleral Buckling – A Dying Art in Modern VR Surgery

Filip Târcoveanu, MD (Iaşi, Romania)

11:30 – 12:30 „Management of uveal melanoma – updates on diagnosis and treatment options"

Conference organised by MEDISON PHARMA-IMMUNOCORE

**SPEAKERS: Gabriela Murgoi, MD (Bucharest, Romania)
Adelina Gheorghe, MD (Bucharest, Romania)**

12:30 – 14:00 LECTURES

12:30 – 13:00 1. Uveal melanoma

Stephanie Lemaitre, MD (Lausanne, Switzerland)

13:00 – 13:30 2. "15-year experience with intra-arterial chemotherapy for retinoblastoma"

Prof. Francis Munier, MD (Lausanne, Switzerland)

13:30 – 13:45	3. Intraocular metastases from cutaneous melanoma Stephanie Lemaitre, MD (Lausanne, Switzerland)
13:45 – 14:00	Discussion & Q/A Session
14:00 – 15:00	LUNCH BREAK
15:00 – 19:00	CATARACT SESSION – PART II – FREE PAPERS
	CHAIRMEN: Prof. Călin P. Tătaru, MD (Bucharest, Romania) Prof. Simona D. Nicoară, MD (Cluj-Napoca, Romania) Prof. Cristina Nicula, MD (Cluj-Napoca, Romania) Alina Gheorghe, MD (Bucharest, Romania)
15:00 – 15:07	1. Dysfunctional lens syndrome Gabriela Denisa Căileanu (Piatra Neamt, Romania)
15:07 – 15:14	2. Pre and intraoperative difficulties in patients with cataract and ankylosing spondylitis Maria-Monica Gavriș, Iulia-Maria Gavriș, P. Borodi (Cluj-Napoca, Romania)
15:14 – 15:21	3. The most rigid pupil so far Lorena Cioracsim (Bucharest, Romania)
15:21 – 15:28	4. Lateral chop in cataract surgery: an innovative technique for nucleus cracking A. Găvănescu, A. Burloiu (Bucharest, Romania)
15:28 – 15:35	5. Deep soft-shell technique for hard cataracts Lorena Cioracsim (Bucharest, Romania)
15:35 – 15:43	6. Biometrical surprise T. Tomi, Ana Maria Pop (Cluj-Napoca, Romania)
15:43 – 15:51	7. Postoperatively induced iatrogenic anisometropia, surgical approach (video) Cristina Nicula, Anca Rednic, Patricia Nicula (Cluj-Napoca, Romania)
15:51 – 15:58	8. Unusual anatomical particularity in a very deep-set left eye scheduled for cataract surgery Lorena Cioracsim (Bucharest, Romania)
15:58 – 16:06	9. Improvement of surgical steps in Yamane technique A. Găvănescu, A. Burloiu (Bucharest, Romania)
16:06 – 16:14	10. Canabrava double flange technique – initial experiences A. Ștefănescu-Dima, Andreea Tănăsie, Cătălina Berneanu, Adelina Milotin, Carmen Mocanu (Craiova, Romania)
16:14 – 16:22	11. Subluxated artificial lens – explantation with suture of an artificial lens to the sclera S. Ster (Satu-Mare, Romania)

16:22 – 16:30	12. Refractive intraocular lens exchange Alina G. Gheorghe, A.M. Arghirescu, A.G. Onofrei, A. Coleasa, D. Tiran, L. Dinu, V. Enache (Bucharest, Romania)
16:30 – 16:38	13. Dislocation of the BAG-IOL-CTR complex: how not to... A. Ștefănescu-Dima, Andreea Tănăsie, Cătălina Berneanu, Adelina Milotin, Carmen Mocanu (Craiova, Romania)
16:38 – 16:48	14. Scleral fixated IOL- complications, solutions, techniques R. Ochinciuc (Bucharest, Romania)
16:48 – 16:58	15. Patient with subluxated scleral fixated artificial lens and corneal transplant (Video) F. Baltă, G. Baltă, Sânziana Goga, D. Deleanu, Patricia Nicula, A. David, Ruxandra Boca, Naomi Faldvari, Ramona Ciurezu, Alexandra Mușat (Bucharest, Romania)
16:58 – 17:08	16. Management of traumatic lens subluxations and dislocations by pars plana vitrectomy– personal experience Simona Delia Nicoară, Mădălina Claudia Hapca (Cluj-Napoca, Romania)
17:08 – 17:18	17. Patient with subluxated lens and Asteroid Hyalosis (Video) F. Baltă, G. Baltă, Sânziana Goga, D. Deleanu, Patricia Nicula, A. David, Ruxandra Boca, Naomi Faldvari, Ramona Ciurezu, Alexandra Mușat (Bucharest, Romania)
17:18 – 17:28	18. Unveiling the chaos on EDOF lenses J. Alio (Alicante, Spain)
17:28 – 17:36	19. Visual and functional results with the new EDOF IOL Tecnis PureSee (video). Cristina Ghindea, Gabriela Mirela Pînzaru, Oana Elena Teodorescu (Piatra Neamț, Romania)
17:36 – 17:46	20. Cataract surgery with accommodating intraocular lenses: a new accommodating intraocular lens: the Lumina J. Alio (Alicante, Spain)
17:46 – 17:56	21. Congenital aniridia - cataract surgery with artificial iris implant - case presentation P. Pintea, Ozana Moraru (Bucharest, Romania)
17:56 – 18:10	Discussions on papers 1 - 21

FRIDAY, OCTOBER 4TH, 2024

“Palace Hotel” Congress Center, Sinaia

“George Enescu” Hall

09:30 - 11:00 INTERACTIVE COURSE FOR NURSES & NURSES CONTEST
organised by **RSO**, with assistance provided by **SIFI Company**

Theme: The presentation of the specific legislation regarding the exercise of the general medical assistant profession, the midwifery profession and the medical assistant profession, in conjunction with the Code of Ethics and Deontology.

CHAIRMAN: Marius Sava (Bucharest, Romania)

FREE PAPERS FOR NURSES CONTEST

1. Let's keep our eye health!

Liliana Ionescu (Sp. Clinic de Urgenta Sf. Spiridon Iasi, Romania)

2. Keratoconus patient preparation for combined treatment procedure-laser assisted intrastromal rings and cross linking

Daniela Popa (Oculens Clinic, Cluj-Napoca, Romania)

3. Endophthalmitis management

Raluca Neagu, Iuliana Costica (The Central Military Emergency University Hospital "Dr. Carol Davila", Bucharest)

COMMENTS

11:00 – 11:30 BREAK

11:30 – 13:30 ALCON Youth Workshop

14:00 – 15:00 NOON BREAK

15:00 - 16:00 INTERACTIVE COURSE

Management of ocular infections from the point of view of the infectious disease specialist

Prof. Victoria Aramă, MD (Bucharest, Romania)

Huvitz

HBM-1

Optical Biometry with
Full Corneal Topography System and
Myopia Management



Biometry | Topography | Myopia Management | Toric IOL Calculator
..and many more!

ITAL·LENTI

LENTI DA VISTA ITALIANE

MYOPICA

LENTILE PENTRU
MANAGEMENTUL MIOPIEI



PRO EXECUTIVE
LENTILE PROGRESIVE
PENTRU SOLUȚIONAREA
PATOLOGIILOR LA COPII



#kids
LENTILE
PENTRU COPII



ULTRAVISION
LENTILE SPECIALIZATE
PENTRU DIOPTRIILE
FORTE



BIFO DIGITAL
LENTILE BIFOCAL
INVIZIBILE DE
ULTIMĂ GENERAȚIE



SATURDAY, OCTOBER 5TH, 2024

International Conference Center "Casino"

Theatre Hall

**08:00 – 11:00 "SIFI scholarship "for residents – Part I
organised by SIFI Company
XIXth edition**

The awards are:

First and second places: Participation at the **ESCRS 2025 Congress, Copenhagen, Denmark**

Third and fourth places: Participation at the **28th ESCRS Winter Meeting 2025, Athens, Greece**

Fifth and sixth places: Participation at the **23rd National Congress of RSO 2025, October 1-4, 2025 – Sinaia**

Special price" Cosmin Stanila": Visit to SIFI Factory in Catania, July 2025

Participants: residents training in ophthalmology in Romanian clinics.

Type of paper:

- case presentation, PowerPoint format; length of presentation – 8 minutes
- the usual structure of case presentation
- subject – no restrictions

Structure of case presentation:

<p>1) Patient data:</p> <ul style="list-style-type: none">- name (initials)- age, gender, occupation, work and life conditions- Reasons for going to hospital- Case history- Personal antecedents:<ul style="list-style-type: none">- physiological- pathological- Hereditary antecedents <p>2) General clinical exam</p> <ul style="list-style-type: none">- BP, pulse etc.- Ocular exam- VA, IOP- anterior pole- posterior pole <p>3) Paraclinical investigations:</p> <ul style="list-style-type: none">- general lab exams- ocular: VF etc. <p>4) Positive diagnosis:</p> <ul style="list-style-type: none">- main (reason for seeing the doctor)- secondary – ocular- possibly general (if linked to the main condition) <p>Positive diagnosis should be supported by arguments:</p> <ul style="list-style-type: none">- subjective- objective- paraclinical investigations	<p>5) Differential diagnosis</p> <ul style="list-style-type: none">- disease specific- possibly according to symptoms and signs- etiologic <p>It should be justified with pros and cons.</p> <p>6) Evolution:</p> <ul style="list-style-type: none">- without treatment- with treatment- Complications <p>7) Treatment</p> <ul style="list-style-type: none">- Etiologic general medical- pathogenic local surgical- symptomatic <p>8) Prognostic</p> <ul style="list-style-type: none">- vital (if applicable) immediate- ocular function late <p>Prognostic is set according to evolution and complications</p> <ul style="list-style-type: none">- Recommendations for returning to work and / or improvement of life conditions <p>9) Case peculiarities (if applicable)</p>
---	--

The presentation will be assessed according to: general structure, case originality, diagnosis difficulties, chosen therapeutic solution, case relevance.

The participants are asked to send their papers in PowerPoint format, both in romanian and english, to the email addresses conkurs@sifi.ro and daniel.dumanescu@sifigroup.com, with the subject „Prezentare caz Bursa SIFI” until September 22nd, 2024. Please follow these instructions exactly – **send messages only with the specified subject, to both email addresses!**

The works will be presented in plenary on the occasion of the special session for residents "SIFI Scholarship" within the 22nd National Congress with international participation of the SRO, October 2 - 5, 2024.

Special session: Saturday, OCTOBER 5th, 2024, 08:00, Theatre Hall, International Conference Center „Casino”.

During the special session the Contest Jury will designate the winners.

The winners of places 1 – 6 will be designated by the Contest Committee.

The winner of the special prize „Cosmin Stanila” will be choosed, by the SiFi Company, from the study cases that include the use of SiFi products in the treatment process.

All residents training in ophthalmology **who sent their papers** and **who would be present** at the special session "SIFI Scholarship" would receive from SIFI an [ophthalmology book in English](#).

The 19th edition of Bursa SIFI is open to all residents training in ophthalmology in Romanian clinics, except for the winners of previous editions.

We're looking forward to receiving your papers.

SUCCESS!

11:00 – 11:30 COFFEE BREAK

**11:00 – 14:00 "SIFI scholarship" for residents – Part II
organised by SIFI Company
XIXth edition**

14:00 – 15:30 CLOSING CEREMONY

AWARDING CEREMONY FOR RESIDENTS

FINAL CONCLUSIONS

SPONSORS

Diamond



Platinum



Gold



Silver

Bronze



MEDICAL DEVICES

Bausch & Lomb™



PARTNERS



Event power by



oftalmologiaromana.ro

17-19 Virgiliu street, 4 floor, 13 ap., District 1, Bucharest, Romania

Supported by

TODAY

www.todayadvertising.ro

Deb-Sound – **deb-sound.ro**, Aktual Technologies – **aktual.ro**

ISSN 2457 – 4325
ISSN-L 2457 – 4325



XanterDES

Eficacitate în siguranță



O **formulare inovativă** care reunește acțiunea hidratantă, lubrifiantă, antioxidantă și reepitelizantă a **Gumei xantan 0,2%** cu efectul antiinflamator al **Desonidului 0,025%**, pentru a garanta refacerea suprafeței oculare în siguranță.



NetilDEX

GEL OFTALMIC

3 mg/ml / 1mg/ml
Netilmicină/Dexametazonă



NOU!
Doar
2 instilări
pe zi!